

Features

Electronic digital time switches

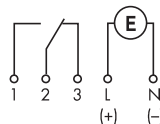
- Weekly time setting

- **Type 12.21** - 1 Pole 16 A CO (SPDT)
35.8 mm width
- **Type 12.22** - 2 Pole 16 A CO (DPDT)
35.8 mm width
- **Type 12.71** - 1 Pole 16 A CO (SPDT)
17.6 mm width
- Available for 230 V AC or 12, 24 V AC/DC supply
- Minimum time interval setting - 1 minute
- Internal battery for set-up without supply
- Impulse output function:
- 1s... 59: 59(mm:ss)
- Automatic adjustment for daylight saving
- 35 mm rail (EN 60715) mount

12.21



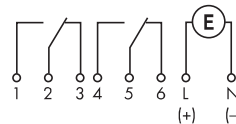
- Digital weekly time switch
- 1 CO (SPDT)
- 35 mm rail (EN 60715) mount



12.22



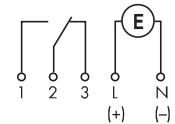
- Digital weekly time switch
- 2 CO (DPDT)
- 35 mm rail (EN 60715) mount



12.71



- Digital weekly time switch
- 1 CO (SPDT)
- 35 mm rail (EN 60715) mount



For outline drawing see page 10, 11

Contact specification		12.21		12.22		12.71	
Contact configuration		1 CO (SPDT)		2 CO (DPDT)		1 CO (SPDT)	
Rated current/Maximum peak current	A	16/30		16/30		16/30	
Rated voltage/Maximum switching voltage V AC		250/—		250/—		250/—	
Rated load AC1	VA	4,000		4,000		4,000	
Rated load AC15 (230 V AC)	VA	750		750		420	
Nominal lamp rating: incandescent (230 V) W		2,000 (NO contact)		2,000 (NO contact)		2,000 (NO contact)	
compensated fluorescent (230 V) W		420 (NO contact)		420 (NO contact)		750 (NO contact)	
uncompensated fluorescent (230 V) W		1,000 (NO contact)		1,000 (NO contact)		1,000 (NO contact)	
halogen (230 V) W		2,000 (NO contact)		2,000 (NO contact)		2,000 (NO contact)	
Minimum switching load	mW (V/mA)	1,000 (10/10)		1,000 (10/10)		1,000 (10/10)	
Standard contact material		AgCdO		AgCdO		AgNi	
Supply specification		12.21		12.22		12.71	
Nominal voltage (U _N)	V AC (50/60 Hz)	—	120 - 230	—	120 - 230	—	230
	V AC/DC	12 - 24	—	24	—	24	—
Rated power AC/DC	VA (50 Hz)/W	1.4/1.4	2/—	1.4/1.4	2/—	1.4/1.4	2/—
Operating range	AC (50 Hz)	(0.9...1.1)U _N	(0.85...1.1)U _N	(0.9...1.1)U _N	(0.85...1.1)U _N	(0.9...1.1)U _N	(0.85...1.1)U _N
	DC	(0.9...1.1)U _N	—	(0.9...1.1)U _N	—	(0.9...1.1)U _N	—
Technical data		12.21		12.22		12.71	
Electrical life at rated load in AC1	cycles	50 · 10 ³		50 · 10 ³		50 · 10 ³	
Type of time switch		weekly		weekly		weekly	
Memory locations for switching times *		30		30		30	
Minimum interval setting	min	1		1		1	
Accuracy	s/day	1.5		1.5		1.5	
Ambient temperature range	°C	-30...+55		-30...+55		-30...+55	
Protection category		IP 20		IP 20		IP 20	
Approvals (according to type)							

* Switching times in memory may be used more than once i.e. when selected for different days.